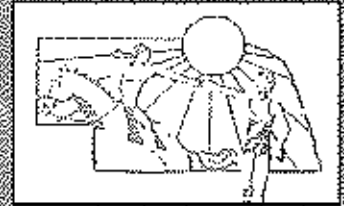




**A Benefit for the
Pawnee Memorial
Hospital Foundation**



25th Annual Pawnee City Classic

**Five K Road Race
& 1 Mile Fun-Run
Saturday**

**June 13, 2009
8:00 a.m.**



The Pawnee City Classic
will start and finish at the
**Schilling Bridge
Winery & Microbrewery**
on the west side of town.

For more information
about the winery, go to
www.schillingbridgewinery.com
SEE MAP & Directions on back!

The 2009 Pawnee City Classic will begin at the Schilling Bridge Winery and Microbrewery and will finish there as well, followed by the traditional awards breakfast.

As usual we will have great drawings for prizes, including a trip package by Executive Travel. We go five places deep in each age group, with the groups five years apart. Have a great time!

ENTRY FORMS: Rick and Barb Jackson, 71143 620th Ave., Pawnee City, NE 68420.

Questions? Call Barb at 402-852-2011, or email her at MadTaz1@aol.com

OR call Rick at 402-852-2311, or email him at rickjackson1@gmail.com

Name: _____ Sex _____ Age _____


Address: _____

T shirt size: _____ Event: _____ 5 K _____ 1 mile _____ Phone # _____

Entry Fees (Make checks payable to Pawnee City Classic) 5 K: \$18 (*\$25) _____ 1 mile: \$15 (*\$20) _____ (*after June 4)

Waiver: In signing this form for myself (or if under eighteen, my parent or guardian) I understand and hold harmless the Pawnee County Memorial Hospital/Rural Health Care Clinic, Pawnee County Medical Foundation and all sponsors be they individuals or collectively of all blame for any injury, misadventure, harm, loss or inconvenience in any of the activities associated with this event.

Signed: _____



25th Annual Pawnee City Classic

Five K Road Race
& 1 Mile Fun Run
Saturday

June 13, 2009
8:00 a.m.

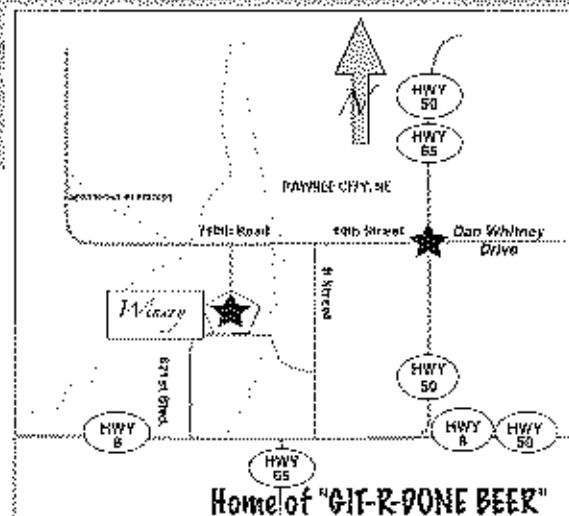
Directions to the Pawnee Classic at SchillingBridge Winery:

From Lincoln: Take Hwy 2 to Syracuse,
turn south on Hwy 50 to Pawnee City

From Omaha: At I-80 & Hwy 50 interchange,
turn south on Hwy 50 to Pawnee City

From St. Joseph, MO: Hwy 36 west to Seneca, KS,
turn north on Hwy 63 (which turns into Hwy 50 & 8)
to Pawnee City

Coming into Pawnee City on Highway 50:
turn west on Dan Whitney drive and travel
about 6 blocks, crossing the railroad tracks.
You'll see the **vineyard and the winery**;
turn south into the entrance.



Rick and Barb Jackson
71143 620th Avenue
Pawnee City, NE 68420

